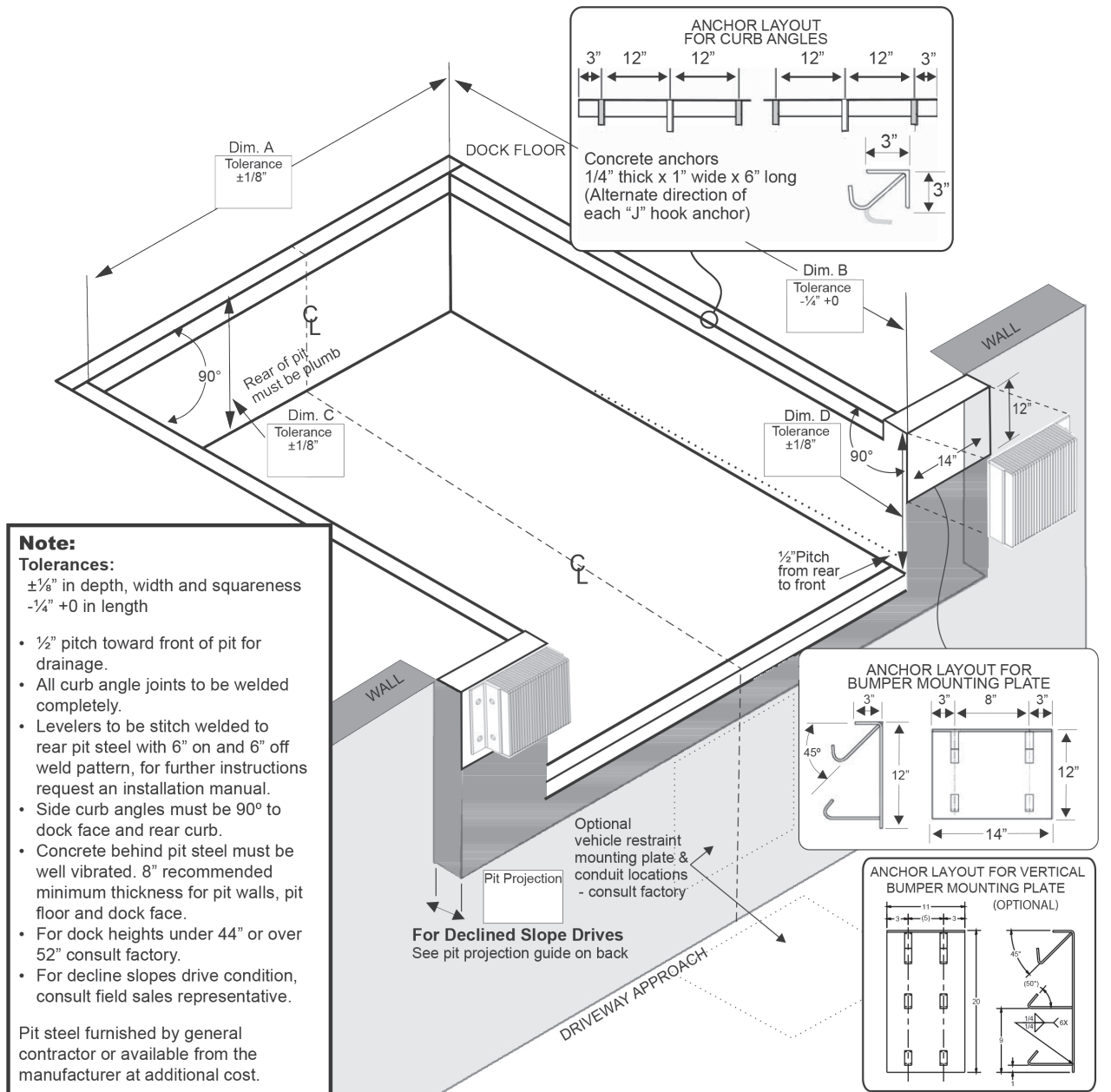


# NOVA DOCK LEVELERS

## MECHANICAL DOCK LEVELER PIT DETAIL



Customer: \_\_\_\_\_

Job: \_\_\_\_\_

Location: \_\_\_\_\_

Qty: \_\_\_\_\_

Model/Size: \_\_\_\_\_

Capacity: \_\_\_\_\_

Represented By: \_\_\_\_\_

Sales Representative: \_\_\_\_\_

### Certified For Construction

By: \_\_\_\_\_

Date: \_\_\_\_\_

Company: \_\_\_\_\_

City & State: \_\_\_\_\_

Voltage/Phase: \_\_\_\_\_

Drawing#: \_\_\_\_\_



# NOVA DOCK LEVELERS

## MECHANICAL DOCK LEVELER PIT DETAIL

Pit dimensional tolerances are  $\pm\frac{1}{8}$ " depth, width and squareness.  $-\frac{1}{4}$ "  $+0$ " in length. Nova Technology International, LLC assume no liability for deviations beyond this tolerance.

Dimensions below are for mechanical pit style levelers.								
	Contractors Bill of Material				Nominal Pit Dimensions			
	Curb Angles $\frac{1}{4}$ " x 3" x 3"			Mounting Plates $\frac{1}{4}$ " Thick	Dim. "A" Width	Dim. "B" Length	Dim. "C" Depth (rear)	Dim. "D" Depth (Front)
	Front (Qty 1)	Rear (Qty 1)	Side (Qty 2)	Bumper Plates (Qty 2)				
6' x 6'	74"	80"	60"	3" x 12" x 14"	74"	63"	19½"	20"
6.5' x 6'	80"	86"	60"	3" x 12" x 14"	80"	63"	19½"	20"
7' x 6'	85"	91"	60"	3" x 12" x 14"	85"	63"	19½"	20"
6' x 8'	74"	80"	84"	3" x 12" x 14"	74"	87"	19½"	20"
6.5' x 8'	80"	86"	84"	3" x 12" x 14"	80"	87"	19½"	20"
7' x 8'	85"	91"	84"	3" x 12" x 14"	85"	87"	19½"	20"
6' x 10'	74"	80"	108"	3" x 12" x 14"	74"	111"	23½"	24"
6.5' x 10'	80"	86"	108"	3" x 12" x 14"	80"	111"	23½"	24"
7' x 10'	85"	91"	108"	3" x 12" x 14"	85"	111"	23½"	24"

### Optional Bumper Plates - in lieu of above

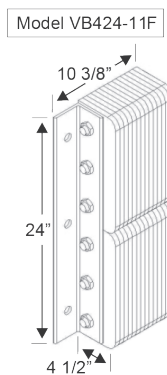
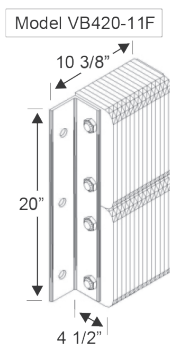
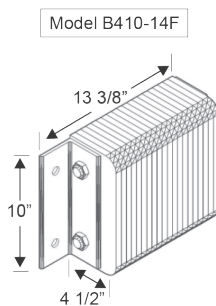
- ☐ 3" x 11" wide x 20" high (Qty 2)
- ☐ 3" x 11" wide x 24" high (Qty 2)
- ☐ Other Bumper Embed \_\_\_\_\_ (Qty 2)

### Pit Projection Guide for Decline Slope Driveways

Percentage of Grade = $\frac{\text{Rise of Driveway}}{\text{Driveway Length}}$	% of Driveway Grade	0%	1%	2%	3%	4%	5%	6%	7%	8%	9%	10%
	Pit Projection *Excludes Bumper Projection	0"	3"	4"	5"	6"	7"	8"	9"	10"	11"	12"

**Note:** Projection of pit may require modifications to seals and shelters. Coordinate with supplier if required.

### Bumper Layout



### Bumper Consideration

- ☐ 2 Model B410-14F laminated bumpers  
**Standard on NMS**
- ☐ Optional - 6" Projection
- ☐ Optional - Steel Face
- ☐ 2 Model VB420-11F laminated bumpers
- ☐ Optional - 6" Projection
- ☐ Optional - Steel Face
- ☐ 2 Model VB424-11F laminated bumpers
- ☐ Optional - 6" Projection
- ☐ Optional - Steel Face
- ☐ Other Bumper: \_\_\_\_\_

